

Product selection for retailers, assortments and accessories

392 Sales promotion and Product selection for retailers

402 Arbors for Felt Polishing Wheels

402 Arbors for tools with internal thread

403 Mounting arbors for small cutting-off wheels

403 Mounting system for polishing wheels

404 Adapter for SFI and SFA

404 Reducing bushes

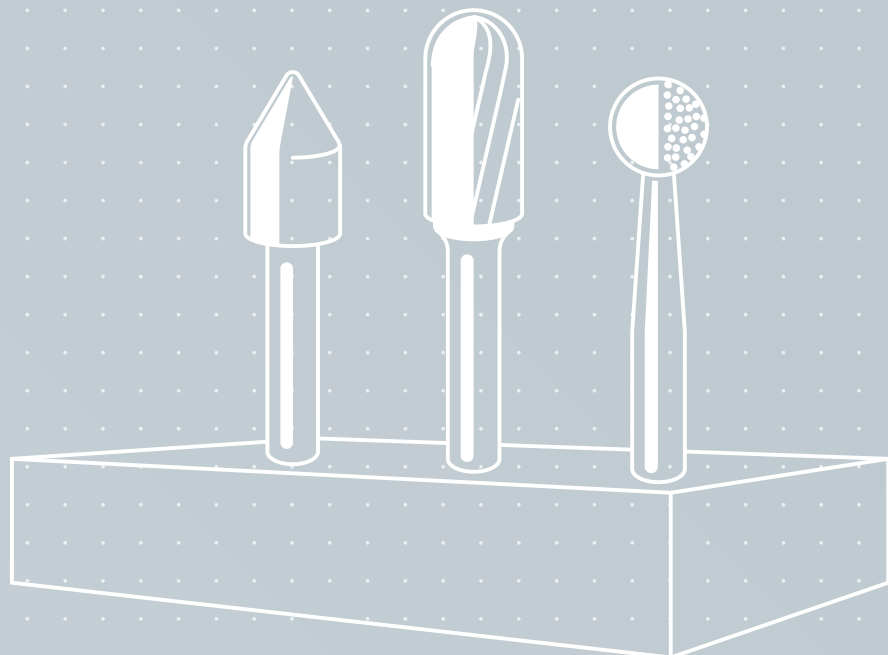
405 Handstones

406 Tool-sets

416 Health and safety equipment

Product line marking

Product lines are labelled in the table header with the appropriate tabs. Further information on page **14** and **15**.



Your added value through sales promotion by Lukas

As a specialised dealer, you are well aware of your customers' requests! That is why you also want to present and sell Lukas products in a manner individually tailored to suit these customer requests. Take advantage of Lukas presentation options to enhance your sales of industrial tools for cutting, milling, grinding or polishing on a sustainable level!



The Lukas display panel

Stable self-supporting presentation stand with perforated panel. Assemble your own individual display panel with hook hangers for Euro hole packaging, hook hangers for all products with a hole, a brochure pocket for further information or suspended shelves for carton packaging to create a consistent product presentation.

The POS cardboard counter display for cutting discs or mounted flap wheels

Rapidly assembled for your presentation of unique Lukas mounted flap wheels or cutting and grinding discs on your sales counter. Selectively available for tools with a diameter of 115 mm or 125 mm

The POS counter display for tungsten carbide burrs

Lockable display for presentation and individual sale of valuable Lukas tungsten carbide burrs with a 3 mm or 6 mm shank. Suitable for your counter or sales shelves.


Attractive and informative individual packing

for the most popular Lukas tools, such as flap discs in the patented iQ-Series, tungsten carbide burrs, mounted flap wheels with shank made of abrasive cloth, abrasive fleece or a combination and the mounted points assortment for steel or stainless steel, all individually packaged and with a Euro hole, is available for your individual "module" to exactly the same extent as cutting discs, diamond cutting discs, grinding discs or conventional flap discs (which we call lamellar flap discs) which are simply suspended by their hole.



Industry

Display panel



Stable self-supporting presentation stand with perforated panel

Accessories

- Hook hangers for Euro hole packaging
- Hook hangers for all products with a hole
- Suspended shelf
- Brochure pouch

Dimensions:

1 x 2,20 x 0,4 m

Product-Number:

A89403

Individual configuration



Industry

Counter display



Counter display, cardboard, for tool Ø 115 mm

Dimensions:

225 x 118 x 118/30 mm

Product-Number:

A896225118118

Counter display, cardboard, for tool Ø 125 mm

Dimensions:

225 x 128 x 128/30 mm


Product-Number:

A896225128128



Counter display, lockable

Ordering example: A5039004022



Counter display for tungsten carbide burrs Content:

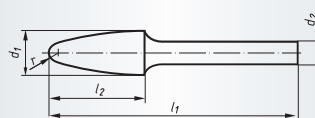
Tungsten carbide burrs, 2x each
 HFA 0313.03 ZX, HFA 0820.06 ZX,
 HFA 1020.06 ZX, HFA 1225.06 ZX,
 HFC 0313.03 ZX, HFC 0820.06 ZX,
 HFC 1020.06 ZX, HFC 1225.06 ZX,
 HFD 0605.03 ZX, HFD 0807.06 ZX,
 HFD 1009.06 ZX, HFD 1210.06 ZX,
 HFG 0313.03 ZX, HFG 0820.06 ZX,
 HFG 1020.06 ZX, HFG 1225.06 ZX,
 HFM 0311.03 ZX, HFF 0820.06 ZX,
 HFF 1020.06 ZX, HFF 1225.06 ZX

Dimensions:
235 x 250 x 400 mm
Product-Number:
A5039004022



BASE-X product range for retailers

Ordering example: A50010313322F



Packing unit:
5 pcs. per type


Description	Cut	Overview of shapes	similar DIN 8033	d ₁ mm	l ₂ mm	d ₂ mm	l ₁ mm	Product-Number	recommended for	
HFA 0313.03 BASE-X	ZX		ZYA 0313	3	13	3	40	A50010313322F	1 2 3 4 5 7	■
HFA 0820.06 BASE-X	ZX		ZYA 0820	8	20	6	60	A50010820622F	1 2 3 4 5 7	■
HFA 1225.06 BASE-X	ZX		ZYA 1225	12	25	6	65	A50011225622F	1 2 3 4 5 7	■
HFC 0313.03 BASE-X	ZX		WRC 0313	3	13	3	40	A50020313322F	1 2 3 4 5 7	■
HFC 0820.06 BASE-X	ZX		WRC 0820	8	20	6	60	A50020820622F	1 2 3 4 5 7	■
HFC 1225.06 BASE-X	ZX		WRC 1225	12	25	6	65	A50021225622F	1 2 3 4 5 7	■
HFD 0605.03 BASE-X	ZX		KUD 0605	6	5	3	35	A50030605322F	1 2 3 4 5 7	■
HFD 0807.06 BASE-X	ZX		KUD 0807	8	7	6	47	A50030807622F	1 2 3 4 5 7	■
HFD 1210.06 BASE-X	ZX		KUD 1210	12	10	6	51	A50031210622F	1 2 3 4 5 7	■
HFG 0313.03 BASE-X	ZX		SPG 0313	3	13	3	40	A50040313322F	1 2 3 4 5 7	■
HFG 0820.06 BASE-X	ZX		---	8	20	6	60	A50040820622F	1 2 3 4 5 7	■
HFG 1225.06 BASE-X	ZX		SPG 1225	12	25	6	65	A50041225622F	1 2 3 4 5 7	■
HFM 0311.03 BASE-X	ZX		SKM 0311	3	11	3	40	A50050311322F	1 2 3 4 5 7	■
HFF 0820.06 BASE-X	ZX		---	---	8	20	6	60	A50100820622F	1 2 3 4 5 7
HFF 1225.06 BASE-X	ZX		RBF 1225	12	25	6	65	A50101225622F	1 2 3 4 5 7	■



Industry

Mounted point assortment – STEEL

Ordering example: A20480005602



Packing unit:
1 pc. per type


Description	Shank Ø mm	Quality	Contents	1 piece each	Product-Number	recommended for	
Assortment STAHL	6	EKR	5-pieces	ZY 1632.06, EKR 46 N V4, ZY 2525.06, EKR 36 N V4, WKS 2025.06, EKR 60 N V4, KU 2525.06, EKR 36 N V4, KE 1632.06, EKR 46 N V4	A20480005602	① ② ③	■



Industry

Mounted point assortment – INOX

Ordering example: A20480004627W



Packing unit:
1 pc. per type

Description	Shank Ø mm	Quality	Contents	1 piece each	Product-Number	recommended for	
Assortment INOX	6	NK BA	4-pieces	ZY 1332.06, NK 24 N BA Soft, ZY 2040.06, NK 24 N BA Soft, ZY2 4006.06, NK 24 N BA Soft, KU 2525.06, NK/NK 24 R BA 98	A20480004627W	② ③ ④ ⑥	■



Lamellar Flap Discs, SLTT

Ordering example: A27201150400045F



Packing unit:

20 pcs. per type
from Ø 178 = 10 pcs. per type

v_{max.}: 80 m/s

Z POWER = Abrasive cloth using Zirconia Alum.
Oxide with special coating containing
active grinding additives

Ceramic = Abrasive cloth ceramic grain

ZK = Abrasive cloth with Zirconia Alum. Oxide

Description	Grits	D mm	H mm	n max (1/min)	Product-Number	recommended for	
SLTT 115	Z Power 40	115	22,23	13.300	A27201150400045F	① ② ③ ④	■
SLTT 115	Ceramic 40	115	22,23	13.300	A27201150400050F	① ② ③ ④ ⑤ ⑥ ⑦ ⑧	■
SLTT 115	ZK 40	115	22,23	13.300	A27201150400065F	① ② ③ ④ ⑤ ⑥ ⑦ ⑧	■
SLTT 115	Z Power 60	115	22,23	13.300	A27201150600045F	① ② ③ ④	■
SLTT 115	Ceramic 60	115	22,23	13.300	A27201150600050F	① ② ③ ④ ⑤ ⑥ ⑦ ⑧	■
SLTT 115	ZK 60	115	22,23	13.300	A27201150600065F	① ② ③ ④ ⑤ ⑥ ⑦ ⑧	■
SLTT 125	Z Power 40	125	22,23	12.200	A27201250400045F	① ② ③ ④	■
SLTT 125	Ceramic 40	125	22,23	12.200	A27201250400050F	① ② ③ ④ ⑤ ⑥ ⑦ ⑧	■
SLTT 125	ZK 40	125	22,23	12.200	A27201250400065F	① ② ③ ④ ⑤ ⑥ ⑦ ⑧	■
SLTT 125	Z Power 60	125	22,23	12.200	A27201250600045F	① ② ③ ④	■
SLTT 125	Ceramic 60	125	22,23	12.200	A27201250600050F	① ② ③ ④ ⑤ ⑥ ⑦ ⑧	■
SLTT 125	ZK 60	125	22,23	12.200	A27201250600065F	① ② ③ ④ ⑤ ⑥ ⑦ ⑧	■
SLTT 178	Z Power 40	178	22,23	8.500	A27201780400045F	① ② ③ ④	■
SLTT 178	Ceramic 40	178	22,23	8.500	A27201780400050F	① ② ③ ④ ⑤ ⑥ ⑦ ⑧	■
SLTT 178	ZK 40	178	22,23	8.500	A27201780400065F	① ② ③ ④ ⑤ ⑥ ⑦ ⑧	■
SLTT 178	Z Power 60	178	22,23	8.500	A27201780600045F	① ② ③ ④	■
SLTT 178	Ceramic 60	178	22,23	8.500	A27201780600050F	① ② ③ ④ ⑤ ⑥ ⑦ ⑧	■
SLTT 178	ZK 60	178	22,23	8.500	A27201780600065F	① ② ③ ④ ⑤ ⑥ ⑦ ⑧	■

Please refer to page 228 for detailed information on the advantages of SLTT.



High Performance

Lamellar Flap Discs, V2 Power

Ordering example: A27441150401445F



Packing unit:

20 pcs. per type
from Ø 178 = 10 pcs. per type

v_{max}: 80 m/s

Z POWER = Abrasive cloth using Zirconia Alum. Oxide with special coating containing active grinding additives

Ceramic = Abrasive cloth ceramic grain

ZK = Abrasive cloth with Zirconia Alum. Oxide

Description	Grits	D mm	H mm	n max (1/min)	Product-Number	recommended for	
V2 POWER 115	Z Power 40	115	22,23	13.300	A27441150401445F	① ② ③ ④	■
V2 POWER 115	Ceramic 40	115	22,23	13.300	A27441150401450F	① ② ③ ④ ⑤ ⑥ ⑦ ⑧	■
V2 POWER 115	ZK 40	115	22,23	13.300	A27441150401465F	① ② ③ ④ ⑤ ⑥ ⑦ ⑧	■
V2 POWER 115	Z Power 60	115	22,23	13.300	A27441150601445F	① ② ③ ④	■
V2 POWER 115	Ceramic 60	115	22,23	13.300	A27441150601450F	① ② ③ ④ ⑤ ⑥ ⑦ ⑧	■
V2 POWER 115	ZK 60	115	22,23	13.300	A27441150601465F	① ② ③ ④ ⑤ ⑥ ⑦ ⑧	■
V2 POWER 125	Z Power 40	125	22,23	12.200	A27441250401445F	① ② ③ ④	■
V2 POWER 125	Ceramic 40	125	22,23	12.200	A27441250401450F	① ② ③ ④ ⑤ ⑥ ⑦ ⑧	■
V2 POWER 125	ZK 40	125	22,23	12.200	A27441250401465F	① ② ③ ④ ⑤ ⑥ ⑦ ⑧	■
V2 POWER 125	Z Power 60	125	22,23	12.200	A27441250601445F	① ② ③ ④	■
V2 POWER 125	Ceramic 60	125	22,23	12.200	A27441250601450F	① ② ③ ④ ⑤ ⑥ ⑦ ⑧	■
V2 POWER 125	ZK 60	125	22,23	12.200	A27441250601465F	① ② ③ ④ ⑤ ⑥ ⑦ ⑧	■
V2 POWER 178	Z Power 40	178	22,23	8.500	A27441780401445F	① ② ③ ④	■
V2 POWER 178	Ceramic 40	178	22,23	8.500	A27441780401450F	① ② ③ ④ ⑤ ⑥ ⑦ ⑧	■
V2 POWER 178	ZK 40	178	22,23	8.500	A27441780401465F	① ② ③ ④ ⑤ ⑥ ⑦ ⑧	■
V2 POWER 178	Z Power 60	178	22,23	8.500	A27441780601445F	① ② ③ ④	■
V2 POWER 178	Ceramic 60	178	22,23	8.500	A27441780601450F	① ② ③ ④ ⑤ ⑥ ⑦ ⑧	■
V2 POWER 178	ZK 60	178	22,23	8.500	A27441780601465F	① ② ③ ④ ⑤ ⑥ ⑦ ⑧	■

Please refer to page 232 for detailed information on the advantages of V2 Power.



High Performance

Lamellar Flap Discs, V3 Control

Ordering example: A27451150401411F



Packing unit:

8 pcs. per type
from Ø 125 = 16 pcs. per type

v_{max}: 80 m/s

ZK = Abrasive cloth with Zirconia Alum. Oxide

Description	Grits	D mm	H mm	n max (1/min)	Product-Number	recommended for	
V3 Control 115	ZK 40	115	22,23	13.300	A27451150401411F	① ② ③ ④ ⑤ ⑥ ⑦	■
V3 Control 115	ZK 60	115	22,23	13.300	A27451150601411F	① ② ③ ④ ⑤ ⑥ ⑦	■
V3 Control 125	ZK 40	125	22,23	12.200	A27451250401411F	① ② ③ ④ ⑤ ⑥ ⑦	■
V3 Control 125	ZK 60	125	22,23	12.200	A27451250601411F	① ② ③ ④ ⑤ ⑥ ⑦	■

Please refer to page 236 for detailed information on the advantages of V3 Control.



Lamellar Flap Discs, V4 Master

Ordering example: A27471250401465F



Packing unit:
20 pcs. per type
 v_{max} : 80 m/s
ZK = Abrasive cloth with Zirconia Alum. Oxide

Description	Grits	D mm	H mm	n_{max} (1/min)	Product-Number	recommended for	
V4 MASTER 125	ZK 40	125	22,23	12.200	A27471250401465F	1 2 3 4 5 6 7	■
V4 MASTER 125	ZK 60	125	22,23	12.200	A27471250601465F	1 2 3 4 5 6 7	■

Please refer to page 238 for detailed information on the advantages of V4 Master.



Lamellar Flap Discs, SLTflex

Ordering example: A272711504018F



Packing unit:
20 pcs. per type
 v_{max} : 80 m/s
ZKS = Zirconia Alum. Oxide with special coating containing active grinding additives

Description	Grits	D mm	H mm	n_{max} (1/min)	Product-Number	recommended for	
SLTflex 115	ZKS 40	115	22,23	13.300	A272711504018F	1 2 3 4 5 6 7	■
SLTflex 115	ZKS 60	115	22,23	13.300	A272711506018F	1 2 3 4 5 6 7	■
SLTflex 125	ZKS 40	125	22,23	12.200	A272712504018F	1 2 3 4 5 6 7	■
SLTflex 125	ZKS 60	125	22,23	12.200	A272712506018F	1 2 3 4 5 6 7	■

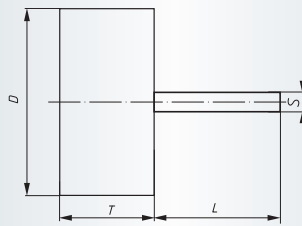
Please refer to page 240 for detailed information on the advantages of SLTflex.



Industry

Mounted flap wheels of abrasive cloth

Ordering example: A2200030103060F



Packing unit:
10 pcs. per type
NK = reg. Aluminium Oxide

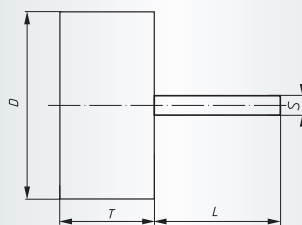
Description	Grits	D mm	T mm	S mm	L mm	n recom. (1/min)	n max. (1/min)	Product-Number	recommended for	
SFL 03010.03	NK 60	30	10	3	40	16.000	18.000	A2200030103060F	① ② ③ ④ ⑤ ⑥ ⑦ ⑧	■
SFL 03010.03	NK 80	30	10	3	40	16.000	18.000	A2200030103080F	① ② ③ ④ ⑤ ⑥ ⑦ ⑧	■
SFL 03010.03	NK 120	30	10	3	40	16.000	18.000	A2200030103120F	① ② ③ ④ ⑤ ⑥ ⑦ ⑧	■
SFL 04020.06	NK 60	40	20	6	40	12.000	18.000	A2200040206060F	① ② ③ ④ ⑤ ⑥ ⑦ ⑧	■
SFL 04020.06	NK 80	40	20	6	40	12.000	18.000	A2200040206080F	① ② ③ ④ ⑤ ⑥ ⑦ ⑧	■
SFL 04020.06	NK 120	40	20	6	40	12.000	18.000	A2200040206120F	① ② ③ ④ ⑤ ⑥ ⑦ ⑧	■
SFL 06030.06	NK 40	60	30	6	40	8.000	12.000	A2200060306040F	① ② ③ ④ ⑤ ⑥ ⑦ ⑧	■
SFL 06030.06	NK 60	60	30	6	40	8.000	12.000	A2200060306060F	① ② ③ ④ ⑤ ⑥ ⑦ ⑧	■
SFL 06030.06	NK 80	60	30	6	40	8.000	12.000	A2200060306080F	① ② ③ ④ ⑤ ⑥ ⑦ ⑧	■
SFL 06030.06	NK 120	60	30	6	40	8.000	12.000	A2200060306120F	① ② ③ ④ ⑤ ⑥ ⑦ ⑧	■



Industry

Mounted flap wheels of abrasive fleece

Ordering example: A2203040206104F



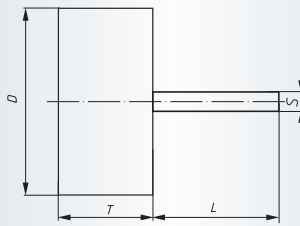
Packing unit:
10 pcs. per type
A = reg. Aluminium Oxide

Description	Grits	D mm	T mm	S mm	L mm	n recom. (1/min)	n max. (1/min)	Product-Number	recommended for	
SFV 04020.06	A 104	40	20	6	40	7.500	14.000	A2203040206104F	① ② ③ ④ ⑤ ⑥ ⑦ ⑧	■
SFV 04020.06	A 106	40	20	6	40	7.500	14.000	A2203040206106F	① ② ③ ④ ⑤ ⑥ ⑦ ⑧	■
SFV 06030.06	A 104	60	30	6	40	5.000	9.000	A2203060306104F	① ② ③ ④ ⑤ ⑥ ⑦ ⑧	■
SFV 06030.06	A 106	60	30	6	40	5.000	9.000	A2203060306106F	① ② ③ ④ ⑤ ⑥ ⑦ ⑧	■



Flap wheels of abrasive fleece with abrasive cloth

Ordering example: A2204040206104F



Packing unit:

10 pcs. per type

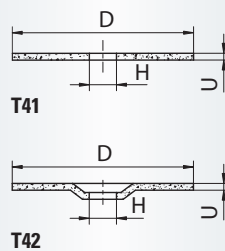
A = reg. Aluminium Oxide

Description	Grits	D mm	T mm	S mm	L mm	n recom. (1/min)	n max. (1/min)	Product-Number	recommended for
SFM 04020.06	A 104/80	40	20	6	40	7.500	14.000	A2204040206104F	1 2 3 4 5 6 7 8
SFM 04020.06	A 106/150	40	20	6	40	7.500	14.000	A2204040206106F	1 2 3 4 5 6 7 8
SFM 06030.06	A 104/80	60	30	6	40	5.000	9.000	A2204060306104F	1 2 3 4 5 6 7 8
SFM 06030.06	A 106/150	60	30	6	40	5.000	9.000	A2204060306106F	1 2 3 4 5 6 7 8



Cutting discs BASE-X for stainless steel and metal

Ordering example: A3890101150122002



Packing unit:

see page 183

T41 = flat

T42 = depressed centre

Iron, sulphur and chlorine < 0,1%

v_{max}: 80 m/s

Description	Quality	Ø D mm	Thickness U mm	Bore H mm	n max. (1/min)	Product-Number	recommended for
NEW T41 BASE-X	A60T-BF INOX	115	1,0	22,23	13.300	A3890101150122002	1 2 3 4 5 6 7
NEW T41 BASE-X	A60T-BF	115	1,0	22,23	13.300	A3890101150122001	1 2 3 5
NEW T41 BASE-X	A30R-BF	115	3,0	22,23	13.300	A3890101150322002	1 2 3 5
NEW T42 BASE-X	A30R-BF	115	3,0	22,23	13.300	A3890101150322001	1 2 3 5
NEW T41 BASE-X	A60T-BF INOX	125	1,0	22,23	12.200	A3890101250122002	1 2 3 4 5 6 7
NEW T41 BASE-X	A60T-BF	125	1,0	22,23	12.200	A3890101250122001	1 2 3 5
NEW T41 BASE-X	A30R-BF	125	3,0	22,23	12.200	A3890101250322002	1 2 3 5
NEW T42 BASE-X	A30R-BF	125	3,0	22,23	12.200	A3890101250322001	1 2 3 5
NEW T41 BASE-X	A30R-BF	180	3,0	22,23	8.500	A3890101800322002	1 2 3 5
NEW T42 BASE-X	A30R-BF	180	3,0	22,23	8.500	A3890101800322001	1 2 3 5
NEW T41 BASE-X	A46T-BF INOX	230	1,8	22,23	6.600	A3890102300122002	1 2 3 4 5 6 7
NEW T41 BASE-X	A30R-BF	230	3,0	22,23	6.600	A3890102300322002	1 2 3 5
NEW T42 BASE-X	A30R-BF	230	3,0	22,23	6.600	A3890102300322001	1 2 3 5



Tool-sets Tungsten Carbide Burrs, cut 7, shank 3 mm

Ordering example: A10390010



Packing unit:
1 pc. per type

Description	Shank Ø mm	Cut mm	Contents	1 piece each	Product-Number	recommended for	
F10 S3	3	Z7	10-pieces	HFA 0313, HFA 0613, HFC 0313, HFC 0613, HFD 0302, HFD 0605, HFG 0313, HFG 0613, HFM 0613, HFF 0313	A10390010	<input checked="" type="checkbox"/> 1 <input checked="" type="checkbox"/> 2 <input checked="" type="checkbox"/> 3 <input checked="" type="checkbox"/> 5 <input checked="" type="checkbox"/> 7	■



Tool-sets Tungsten Carbide Burrs, cut 7, shank 6 mm

Ordering example: A1039001006



Packing unit:
1 pc. per type

Description	Shank Ø mm	Cut mm	Contents	1 piece each	Product-Number	recommended for	
F10 S6	6	Z7	10-pieces	HFAS 0616, HFAS 1225, HFC 0616, HFC 1225, HFD 0605, HFD 1210, HFG 0618, HFG 1225, HFF 0820, HFF 1225	A1039001006	<input checked="" type="checkbox"/> 1 <input checked="" type="checkbox"/> 2 <input checked="" type="checkbox"/> 3 <input checked="" type="checkbox"/> 5 <input checked="" type="checkbox"/> 7	■


Tool-sets Burrs of HSS, cut 5, shank 3 mm
Ordering example: A1239000110

Packing unit:
1 pc. per type

Description	Shank Ø mm	Cut	Contents	1 piece each	Product-Number	recommended for	
F1	3	Z5	10-pieces	MF 807, MF 813, MF 841, MF 845, MF 850, MF 853, MF 864, MF 866, MF 872, MF 874	A1239000110	① ② ⑥	■


Tool-sets Burrs of HSS, cut 3, shank 6 mm
Ordering example: A123900003

Packing unit:
1 pc. per type

Description	Shank Ø mm	Cut	Contents	1 piece each	Product-Number	recommended for	
F3	6	Z3	10-pieces	MFA 0616, MFA 1225, MFC 1225, MFD 0403, MFD 1210, MFE 1220, MFG 1230, MFH 1230, MFK 0620, MFM 0618	A123900003	① ② ⑥	■



Industry

Tool-sets Burrs of HSS, cut 3 and cut 5, shank 6 mm

Ordering example: A12390004



Packing unit:
1 pc. per type

Description	Shank Ø mm	Cut	Contents	1 piece each	Product-Number	recommended for	
F4	6	Z3/Z5	20-pieces	Z3 MFA 0616, MFA 1013, MFA 1225, MFC 1225, MFD 0807, MFD 1210, MFE 1220, MFE 1625, MFG 1220, MFG 1230, MFK 1230, MFL 1630, MFM 0618, MFM 1230, MFN 1213, MFN 1230 Z5 MFA 0304, MFA 0607, MFN 0303, MFN 0606	A12390004	① ② ③ ④ ⑤ ⑥ ⑦ ⑧ ⑨ ⑩ ⑪ ⑫ ⑬ ⑭ ⑮ ⑯ ⑰ ⑱ ⑲	■



Industry

Assortment, Polishing points, group P1

Ordering example: A2600114




Packing unit:
1 pc. per type
v_{max.}: 50 m/s

Description	Contents	1 piece each	Product-Number	recommended for	
Assortment 114	14-pieces	P1ZY 0408.03; P1ZY 0510.03; P1ZY 0610.03; P1ZY 0710.03; P1ZY 0810.03; P1ZY 1010.03; P1ZY 1013.03; P1ZY 1016.03; P1ZY 1303.03; P1ZY 1313.03; P1ZY 1316.03; P1ZY 1604.03; P1ZY 1616.03; P1ZY 2006.03	A2600114	① ② ③ ④ ⑤ ⑥ ⑦ ⑧ ⑨ ⑩ ⑪ ⑫ ⑬ ⑭ ⑮ ⑯ ⑰ ⑱ ⑲	■



Mounted points-Assortments, Quality NDW

Ordering example: A20100000353




Packing unit:
1 pc. per type

Description	Shank Ø mm	Quality	Contents	1 piece each	Product-Number	recommended for	
Assortment 10	3 x 50	NDW	10-pieces	ZY 0408, ZY 0610, ZY 0810, ZY 1013, SP 0510, SP 0810, KU 0404, KU 0606, KU 0808, WR 1013	A20100000353	② ③	■



Mounted points-Assortments, Quality EKR

Ordering example: A204700001402



Packing unit:
1 pc. per type


Description	Shank Ø mm	Quality	Contents	1 piece each	Product-Number	recommended for	
Assortment 14	3	EKR	14-pieces	ZY 0205, ZY 0306, ZY 0408, ZY 0510, ZY 0610, ZY 0810, ZY 0816, ZY 1010, ZY 1013, ZY 1313, KU 0808, ZY 1303, ZY 1604, ZY 2006	A204700001402	① ② ③	■



Industry

Mounted points-Assortments, Quality EKR

Ordering example: A204800003602



Packing unit:
1 pc. per type


Description	Shank Ø mm	Quality	Contents	1 piece each	Product-Number	recommended for	
Assortment 36	3	EKR	36-pieces	D1, D2, D3, D4, D5, D6, D7, D8, D9, D10, D11, D12, D13, D14, D15, D16, D17, D18, D19, D20, D21, D22, D23, D24, D25, D26, D27, D28, D29, D30, D31, D32, D33, D34, D35, D36	A204800003602	① ② ③	■



Industry

Mounted points-Assortments, Quality EKBR

Ordering example: A204800003611



Packing unit:
1 pc. per type

Description	Shank Ø mm	Quality	Contents	1 piece each	Product-Number	recommended for	
Assortment 36	3	EKBR	36-pieces	D1, D2, D3, D4, D5, D6, D7, D8, D9, D10, D11, D12, D13, D14, D15, D16, D17, D18, D19, D20, D21, D22, D23, D24, D25, D26, D27, D28, D29, D30, D31, D32, D33, D34, D35, D36	A204800003611	② ③	■



Mounted caps-Assortments

Ordering example: A210000065



Packing unit:

1 pc. per type

Assortment containing:

640 pcs. Abrasive Caps

23 pcs. Mandrels

Outside dimension of box: 272 x 189 x 46 mm


NK = regular Aluminium Oxide

Description	piece	Contents	Product-Number	recommended for	
WS 65	50 pcs. 100 pcs. of 50 pcs. of 20 pcs. of 10 pcs.	Abrasive Caps, grit NK 150 SKKE 0515 SKZY 0510, SKWR 0511, SKWK 0511 SKZY 0712, SKWR 0713, SKWK 0713 SKZY 1015, SKWR 1015 SKKE 1125	A210000065	① ② ③ ④ ⑤ ⑥ ⑦ ⑧	■
	20 pcs. 10 pcs. of 15 pcs. of	Abrasive Caps, grit NK 80 SKWK 1015 SKZY 1317, SKWR 1319, SKWK 1319, SKKE 1632 SKWK 1626, SKWR 1626			
	2 pcs. of 1 pc. of	Mandrels, Shank 3 mm GTZY 0510, GTWR 0511, GTWK 0511, GTZY 0712, GTWR 0713, GTWK 0713 GTZY 1015, GTWR 1015, GTWK 1015, GTZY 1317, GTWR 1319, GTWK 1319			
	1 pc. of	Mandrels, Shank 6 mm GTKE 0515, GTKE 1125, GTWK 1626, GTWR 1626, GTKE 1632			
WS 65 Z	2 pcs. of 1 pc. of 1 pc. of	Abrasive Caps, see WS 65 Mandrels, Shank 1/8 inch GTZY 0510, GTWR 0511, GTWK 0511, GTZY 0712, GTWR 0713, GTWK 0713 GTZY 1015, GTWR 1015, GTWK 1015, GTZY 1317, GTWR 1319, GTWK 1319 Mandrels, Shank 1/4 inch GTKE 0515, GTKE 1125, GTWK 1626, GTWR 1626, GTKE 1632	A210000065Z	① ② ③ ④ ⑤ ⑥ ⑦ ⑧	■



Safety glasses, UVEX i-vo

Ordering example: A364110

		<p>Packing unit: 1 pc. per type</p>
---	--	--


Description	Product-Number		
UVEX i-vo	A364110		■

This UVEX-safety glasses provide you an optimum protection and because of the unique two-component technology they are very comfortably to wear.



Safety gloves, UVEX TOP GRADE

Ordering example: A364310

		<p>Packing unit: 10 pcs. per type</p>
---	--	--

Description	Size	Product-Number		
UVEX TOP GRADE	10	A364310		■

Split-leather safety glove with high wearing comfort

Characteristics:

- Cut resistance, soft, supple leather
- Index finger, fingertips, knuckle trim and thumb

